

## EGG YOLK TELLURITE EMULSION 50%

### Liquid supplement

#### 1 – INTENDED USE

Liquid enrichment for Baird Parker medium for the detection of *Staphylococcus aureus*.

#### 2 - COMPOSITION - BOTTLE CONTENTS

##### EGG YOLK TELLURITE EMULSION 50% 50 mL, REF 42111602

Egg yolk	25 mL
Physiological saline solution	25 mL
Potassium tellurite	105 mg

##### EGG YOLK TELLURITE EMULSION 50%, 100 mL, REF 42111604

Egg yolk	50 mL
Physiological saline solution	50 mL
Potassium tellurite	210 mg

##### EGG YOLK TELLURITE EMULSION 50%, 200 mL, REF 42111603

Egg yolk	100 mL
Physiological saline solution	100 mL
Potassium tellurite	420 mg

#### 3 - PRINCIPLE OF THE METHOD AND EXPLANATION OF THE PROCEDURE

Egg Yolk Tellurite Emulsion 50% may be used for the preparation of Baird Parker medium for the enumeration of coagulase positive Staphylococci (*S. aureus*).

Egg yolk is the substrate to detect lecithinase and lipase activities: the egg yolk clearing reaction due to lecithinase is the diagnostic feature of characteristic colonies of *S. aureus*; an opaque zone of precipitation may form within the clear halo due to lipase activity.

Potassium tellurite is reduced by staphylococci to tellurium with black colony formation. Egg Yolk Tellurite Emulsion may be used for the supplementation of the following media: Baird Parker Agar Base (REF 401116) and Baird Parker Agar Base pH 6,8 (REF 401116P).

The emulsion is prepared from fresh eggs, stabilised and sterilised by special treatments. A phase separation may be observed during storage of the product. This phenomenon is to be considered normal and does not affect the quality of the product.

#### 4 - DIRECTIONS

The emulsion is ready to use. Shake the bottle well before use to suspend any sediment.

Baird Parker Agar: prepare 1000 mL of Baird Parker Agar Base (REF 401116) or Baird Parker Agar Base pH 6.8 (REF 401116P), autoclaved and cooled to 47-50°C. Using aseptic conditions, add 50 mL of Egg Yolk Tellurite Emulsion 50%, mix well and pour into sterile Petri dishes.

If it is necessary to prepare Baird Parker medium according to ISO Standards, please refer to Biolife Egg Yolk Tellurite Emulsion 20%.

#### 5 – PHYSICAL CHARACTERISTICS

Appearance of the emulsion yellow, opaque.

#### 6 - MATERIALS PROVIDED - PACKAGING

Product	Type	REF	Pack
Egg Yolk Tellurite Emulsion 50%	Liquid supplement	42111602	50 mL
		42111604	100 mL
		42111603	200 mL

#### 7 - MATERIALS REQUIRED BUT NOT PROVIDED

Basic culture media, autoclave, water-bath, sterile loops and pipettes, incubator and laboratory equipment as required, Erlenmeyer flasks, sterile Petri dishes.

#### 8 - SPECIMENS

Products intended for human consumption and the feeding of animals, and environmental samples in the area of food production and food handling, water samples, cosmetic products.

#### 9 - TEST PROCEDURE

For inoculation, incubation and reading procedures, please refer to the Instructions for Use of Baird Parker Agar Base (REF 401116) and Baird Parker Agar Base pH 6,8 (REF 401116P).

#### 10 - USER QUALITY CONTROL

All manufactured lots of the product are released for sale after the Quality Control has been performed to check the compliance with the specifications. However, the end user can perform its own Quality Control in accordance with the local applicable regulations, in compliance with accreditation requirements and the experience of the Laboratory. Here below are listed some test strains useful for the quality control of Baird Parker Egg Yolk Tellurite Agar.

CONTROL STRAINS	INCUBATION T° / T / ATM	EXPECTED RESULTS
<i>S. aureus</i> ATCC 25923	36 ± 2 °C / 24 ± 2 h / A	growth, black or grey colonies, surrounded by a zone of clearing
<i>S. saprophyticus</i> ATCC 15305	36 ± 2 °C / 48 ± 4 h / A	growth, black or grey colonies, without the clearing zone
<i>E. coli</i> ATCC 25922	36 ± 2 °C / 48 ± 4 h / A	inhibited

A: aerobic incubation; ATCC is a trademark of American Type Culture Collection





### 11 - LIMITATIONS OF THE METHOD

For limitations of the method, please refer to the Instructions for Use of Baird Parker Agar Base (REF 401116) and Baird Parker Agar Base pH 6,8 (REF 401116P).











### 12 - PRECAUTIONS AND WARNINGS

- Egg Yolk Tellurite Emulsion 50% is for microbiological control and for professional use only; it must be used by adequately trained and qualified laboratory personnel, observing approved biohazard precautions and aseptic techniques.
- The supplement and the basic media shall be used in association according to the directions described above. Apply Good Manufacturing Practice in the preparation process of plated media.
- The Baird Parker medium prepared as described above contains a higher amount of egg yolk emulsion than indicated in ISO 6888.<sup>1</sup>
- A phase separation may be observed during storage of the product; this phenomenon is to be considered normal and does not affect the quality of the product. Shake well before use.
- All laboratory specimens should be considered infectious.
- The laboratory area must be controlled to avoid contaminants such as medium powder and supplements or microbial agents.
- Sterilize all biohazard waste before disposal. Dispose the unused supplements and the sterilized media inoculated with samples or microbial strains in accordance with current local legislation.
- Do not use Egg Yolk Tellurite Emulsion 50% as active ingredients for pharmaceutical preparations or as production materials intended for human and animal consumption.
- The Certificates of Analysis and the Safety Data Sheets of the products are available on the website [www.biolifeitaliana.it](http://www.biolifeitaliana.it).
- The information provided in this document has been defined to the best of our knowledge and ability and represents a guideline for the proper use of the product but without obligation or liability. In all cases existing local laws, regulations and standard procedures must be observed for the examination of samples collected from human and animal organic districts, for environmental samples and for products intended for human or animal consumption. Our information does not relieve our customers from their responsibility for checking the suitability of our product for the intended purpose.

### 13 - STORAGE CONDITIONS AND SHELF LIFE

Upon receipt, store the product in the original package at 2-8°C away from direct light. If properly stored, the product may be used up to the expiry date printed on the label; do not use beyond this date. Before use, examine the emulsion and discard if there are obvious signs of deterioration (e.g., contamination, atypical colour or other abnormal characteristics).

#### TABLE OF APPLICABLE SYMBOLS

 or REF Catalogue number	 Batch code	 Manufacturer	 This side up	 Fragile
 Temperature limitation	 Content sufficient for <n> tests	 Consult Instructions for Use	 Use by	 Keep away from direct light

#### REVISION HISTORY

Version	Description of changes	Date
Revision 1	Updated layout and content	2024/09

Note: minor typographical, grammatical, and formatting changes are not included in the revision history.

