

INSTRUCTIONS FOR USE

TRYPTIC SOY BROTH

Dehydrated culture medium



Tryptic Soy Broth
from left: un-inoculated tube, growth of *B. subtilis*

1 - INTENDED USE

In vitro diagnostic. General purpose medium for the sterility test and for the microbiological examination of pharmaceutical products according to the harmonized methods of EP, USP, JP. For suspension, enrichment and cultivation of microbial strains isolated from clinical specimens on other culture media.

2 - COMPOSITION -TYPICAL FORMULA * (AFTER RECONSTITUTION WITH 1 L OF WATER)

Pancreatic digest of casein	17.0 g
Soy peptone	3.0 g
Sodium chloride	5.0 g
Dipotassium hydrogen phosphate	2.5 g
Glucose	2.5 g

*The formula may be adjusted and/or supplemented to meet the required performances criteria.

3 - PRINCIPLE OF THE METHOD AND EXPLANATION OF THE PROCEDURE

Tryptic Soy Broth is a general-purpose medium that supports the growth of a wide variety of aerobic and facultative anaerobic bacteria and fungi.¹ Tryptic Soy Broth is used for sterility testing and for the microbiological examination of pharmaceutical products with EP, USP, JP harmonized methods (casein soybean digest broth) and complies with the quality specifications reported therein.²

In clinical microbiology Tryptic Soy Broth is used for suspension, enrichment and cultivation of microbial strains isolated on other culture media and for the preparation of inocula in quality control test procedures.

Supplemented with 20% glycerol, Tryptic Soy Broth may be used for the long-term maintenance of microbial strains; supplemented with 0,1-0,15% of agar it may be used for enhancing growth of anaerobes.¹ Tryptic Soy Broth is used in food bacteriology as the basal medium to which a variety of selective compounds may be added for selective enrichment of pathogens. Tryptic Soy Broth may be used also for blood cultures.¹

Pancreatic digest of casein and soy peptone are sources of carbon, nitrogen, vitamins and minerals for microbial growth; glucose is a source of energy; sodium chloride maintains osmotic balance, dipotassium hydrogen phosphate is included as a buffer system.

4- DIRECTIONS FOR MEDIUM PREPARATION

Suspend 30 g in 1000 mL of cold purified water. Warm until complete dissolution, distribute and sterilize by autoclaving at 121°C for 15 minutes.

5 - PHYSICAL CHARACTERISTICS

Dehydrated medium appearance	beige, fine, homogeneous, free-flowing powder
Solution appearance	yellow, limpid
Final pH at 20-25 °C	7.3 ± 0.2

6 - MATERIALS PROVIDED - PACKAGING

Product	Type	REF	Pack
Tryptic Soy Broth	Dehydrated medium	4021552	500 g (16.7 L) CND: W0104010101; EDMA:14.01.01.01; RDM:1891844/R
		4021554	5 kg (167 L) CND: W0104010101; EDMA:14.01.01.01; RDM: 1892040/R

7 - MATERIALS REQUIRED BUT NOT PROVIDED

Autoclave, water-bath, sterile loops, needles and swabs, incubator and laboratory equipment as required, microbiological tubes, Erlenmeyer flasks, ancillary culture media and reagents for the identification of the colonies.

8 - SPECIMENS

Un-supplemented Tryptic Soy Broth should not be used for the direct inoculation of clinical specimens. In clinical microbiology the specimens consist of microbial colonies grown on other culture media. In pharmaceutical microbiology, samples consist of products on which to perform the sterility test or the detection for specific microorganisms. Refer to the European Pharmacopoeia for sample collection and transport procedures.²

9 - TEST PROCEDURE

With a bacteriological needle or loop inoculate the liquid medium in a test tube or bottle with a colony grown on another isolation medium. Incubate at the temperature and for the time required by laboratory procedures. Usually, an incubation temperature of 35 ± 2° C for 18-24 is adequate for cultivation of common anaerobes and facultative anaerobes.

For sterility testing and for use of Tryptic Soy Broth as a pre-enrichment medium for the detection of specific microorganisms in pharmaceutical products, consult the European Pharmacopoeia.²





10 - READING AND INTERPRETATION

The presence of microorganisms is indicated by a varying degree of turbidity, specks and flocculation in the medium. The un-inoculated control remains clear and without turbidity after incubation. The characteristics of the growths are closely related to the type or types of microorganisms grown.

11 - USER QUALITY CONTROL

All manufactured lots of the product are released for sale after the Quality Control has been performed to check the compliance with the specifications. However, it is responsibility of the end-user to perform Quality Control testing in accordance with the local applicable regulations, in compliance with accreditation requirements and the experience of the Laboratory. Here below are listed some test strains useful for the quality control of un-supplemented medium.³

CONTROL STRAINS	INCUBATION T°/ t / ATM	EXPECTED RESULTS
<i>S.aureus</i> ATCC 25923	35-37°C / 18-24H / A	good growth
<i>E.coli</i> ATCC 25922	35-37°C / 18-24H / A	good growth

User quality control of TSB used for microbiological examination of pharmaceutical products should meet the requirements of EP²
A: aerobic incubation; ATCC is a trademark of American Type Culture Collection

12 - PERFORMANCES CHARACTERISTICS

Prior to release for sale a representative sample of all lots of dehydrated Tryptic Soy Broth (Test Batch:TB), is tested for productivity by comparing the results with a previously approved Reference Batch (RB).

Productivity is tested by dilution to extinction method, by inoculating 1 mL of appropriate decimal dilutions of organisms in test tubes and incubating at 30-35°C or at 20-25°C for 18-24 hours or for 24-72 hours and recording the highest dilution showing growth in Reference Batch (G_{RB}) and in Test Batch (G_{TB}). Productivity is tested with the following strains: *B.subtilis* ATCC 6633, *C.albicans* ATCC 10231, *A.brasiliensis* ATCC 16404, *S.aureus* ATCC 6538, *P.aeruginosa* ATCC 9027, *E.coli* ATCC 8739, *S.Typhimurium* ATCC 14028.

The productivity index $G_{RB}-G_{TB}$ for each test strain shall be ≤ 1 .

13 - LIMITATIONS OF THE METHOD

- Tryptic Soy Broth is not suitable for the cultivation of fastidious microorganisms (e.g. *Haemophilus* or *Neisseria* spp.) and for the cultivation of strict anaerobes.
- Sub-cultures onto suitable solid media are necessary for purification of the culture and to perform identification tests.
- This culture medium is intended as an aid in the diagnosis of infectious diseases; the interpretation of the results must be made considering the patient's clinical history, the origin of the sample and the results of other diagnostic tests.

14 - PRECAUTIONS AND WARNINGS

- This product is a qualitative *in vitro* diagnostic, for professional use only; it is to be used by adequately trained and qualified laboratory personnel, observing approved biohazard precautions and aseptic techniques.
- Dehydrated media must be handled with suitable protection. Before use, consult the Safety Data Sheet.
- This culture medium contains raw materials of animal origin. The *ante* and *post mortem* controls of the animals and those during the production and distribution cycle of the raw materials, cannot completely guarantee that this product doesn't contain any transmissible pathogen. Therefore, it is recommended that the culture medium be treated as potentially infectious, and handled observing the usual specific precautions: do not ingest, inhale, or allow to come into contact with skin, eyes, mucous membranes. Download the TSE Statement from the website www.biolifeitaliana.it, describing the measures implemented by Biolife Italiana for the risk reduction linked to infectious animal diseases.
- Apply Good Manufacturing Practice in the preparation process of plated or tubed or bottled media.
- All laboratory specimens should be considered infectious.
- The laboratory area must be controlled to avoid contaminants such as culture medium or microbial agents.
- Sterilize all biohazard waste before disposal. Dispose the unused medium and the sterilized plates inoculated with samples or microbial strains in accordance with current local legislation.
- Do not use the culture medium as active ingredient for pharmaceutical preparations or as production material intended for human and animal consumption.
- The Certificates of Analysis and the Safety Data Sheet of the product are available on the website www.biolifeitaliana.it.
- Notify Biolife Italiana Srl (complaint@biolifeitaliana.it) and the relevant Authorities of any serious incident occurring in connection with the use of the *in vitro* diagnostic.
- The information provided in this document has been defined to the best of our knowledge and ability and represents a guideline for the proper use of the product but without obligation or liability. In all cases existing local laws, regulations and standard procedures must be observed for the examination of samples collected from human and animal organic districts, for environmental samples and for products intended for human or animal consumption. Our information does not relieve our customers from their responsibility for checking the suitability of our product for the intended purpose.

15 - STORAGE CONDITIONS AND SHELF LIFE

Upon receipt, store at +10°C /+30°C away from direct light in a dry place. If properly stored, it may be used up to the expiration date. Do not use beyond this date. Avoid opening the bottle in humid places. After use, the container must be tightly closed. Discard the product if the container and/or the cap are damaged, or if the container is not well closed, or in case of evident deterioration of the powder (colour changes, hardening, large lumps). The user is responsible for the manufacturing and quality control processes of prepared media and for the validation of the period of validity of the finished products, according to the type (plates/tubes/bottles), the added supplements and the storage method applied (temperature and packaging).











16 - REFERENCES

1. MacFaddin JF. Media for Isolation-Cultivation-Identification-Maintenance of Medical Bacteria. Baltimore: Williams & Wilkins; 1985.
2. European Pharmacopoeia, current edition
3. CLSI (formerly NCLS) Quality Control of Commercially Prepared Culture Media. Approved Standard, 3rd edition. M22 A3 vol. 24 n° 19, 2004.





TABLE OF APPLICABLE SYMBOLS

 REF or REF Catalogue number	 LOT Batch code	 IVD <i>In vitro</i> Diagnostic Medical Device	 Manufacturer	 Use by
 Temperature limitation	 Contents sufficient for <n> tests	 Consult Instructions for Use	 Keep away from direct light	 Store in a dry place

REVISION HISTORY

Version	Description of changes	Date
Revision 1	Updated layout and content	2020/06
Revision 2	Modification of "precautions and warnings", "storage conditions and shelf life".	2021/11

Note: minor typographical, grammatical, and formatting changes are not included in the revision history.

